

Scaled data based on original data using
LM-79-08 Approved Method: Electrical and Photometric Measurements of Solid-
State Lighting Products

Test Report Prepared for
Cooper Lighting Solutions
(formerly Eaton)

Brand: INVUE

Report Number: P676981

Luminaire Tested: **CCW-SA-2D-730-U-SL3-HSS**

Issue Date: 04/25/2023



Test Information

Test Method: LM-79-08
Report Number: P676981
Test Lab: INNOVATION CENTER(G1)
Issue Date: 04/25/2023
Manufacturer: COOPER LIGHTING SOLUTIONS (FORMERLY EATON)
Product Line: INVUE
Catalog Number: CCW-SA-2D-730-U-SL3-HSS
Description: INVUE CLEAR CURVE Wall Pack MOUNT Light Square Luminaire @800mA w/
SL3 distribution lens and House Side Shield
Light Source: (32) 3000K CCT, 70 CRI LEDs
Ballast/Driver: ELECTRONIC DRIVER

Summary

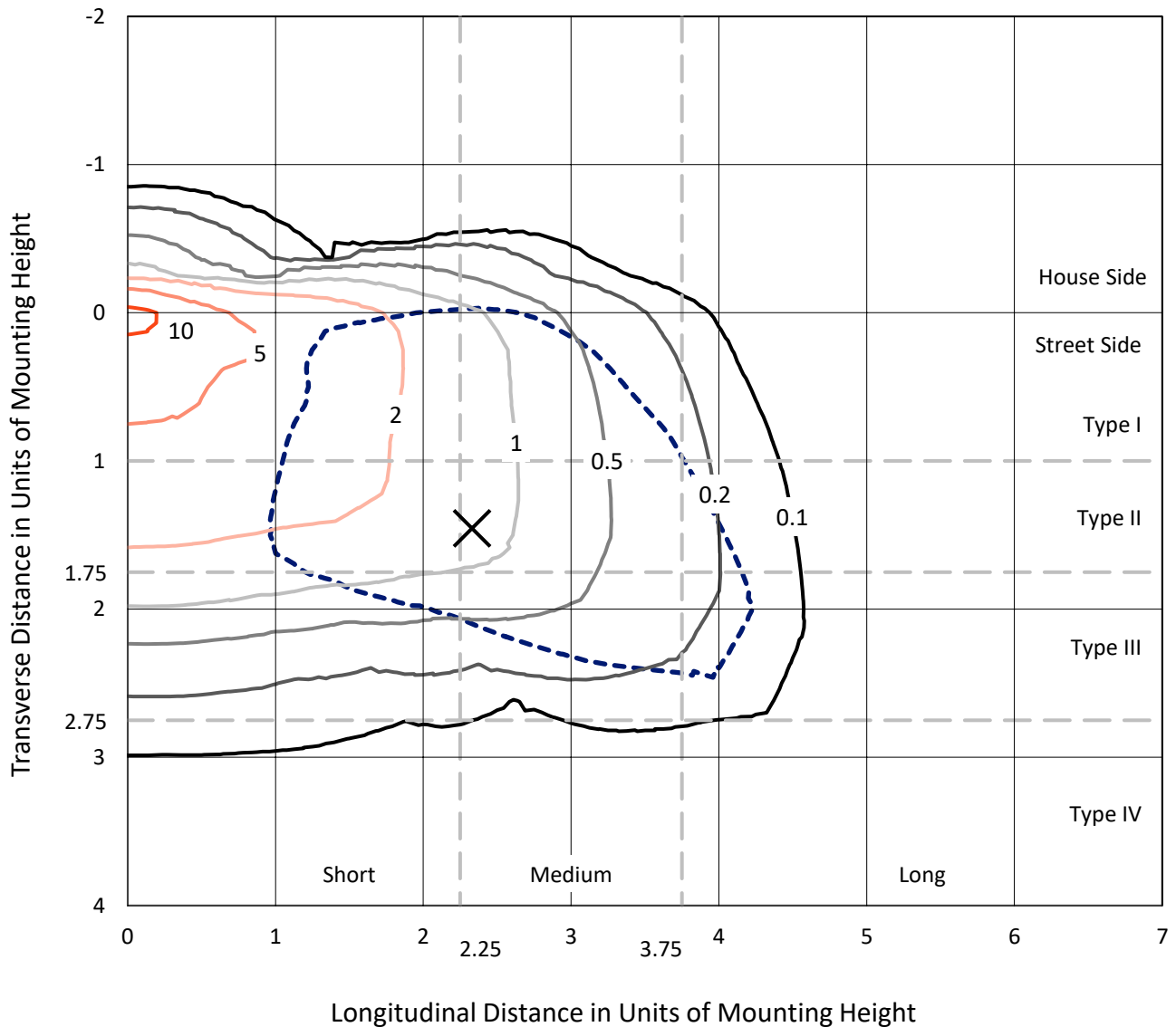
Lumens per Lamp: N/A
Luminaire Lumens: 8392.1 lumens
Efficiency: N/A
Efficacy: 103.9 lumens/watt
Luminous Opening: Rectangular (W 1' x L: 1' x H: 0')
IES Classification: Type III - Medium
BUG Rating: B1 - U0 - G2

Input Watts (W): 80.8
Input Voltage (V): 120
Input Current (A_{in}): NR
Voltage Rise (V): NR
Power Factor: NR
Total Harmonic Distortion (THDi): NR
Frequency (hertz): 60
Stabilization Time: NR
Operation Time: NR
Ambient Temperature (°C): NR
Test Distance: 25 FT

REPORT NUMBER: P676981
 CATALOG NUMBER: CCW-SA-2D-730-U-SL3-HSS

Iso-Footcandle Lines of Horizontal Illumination

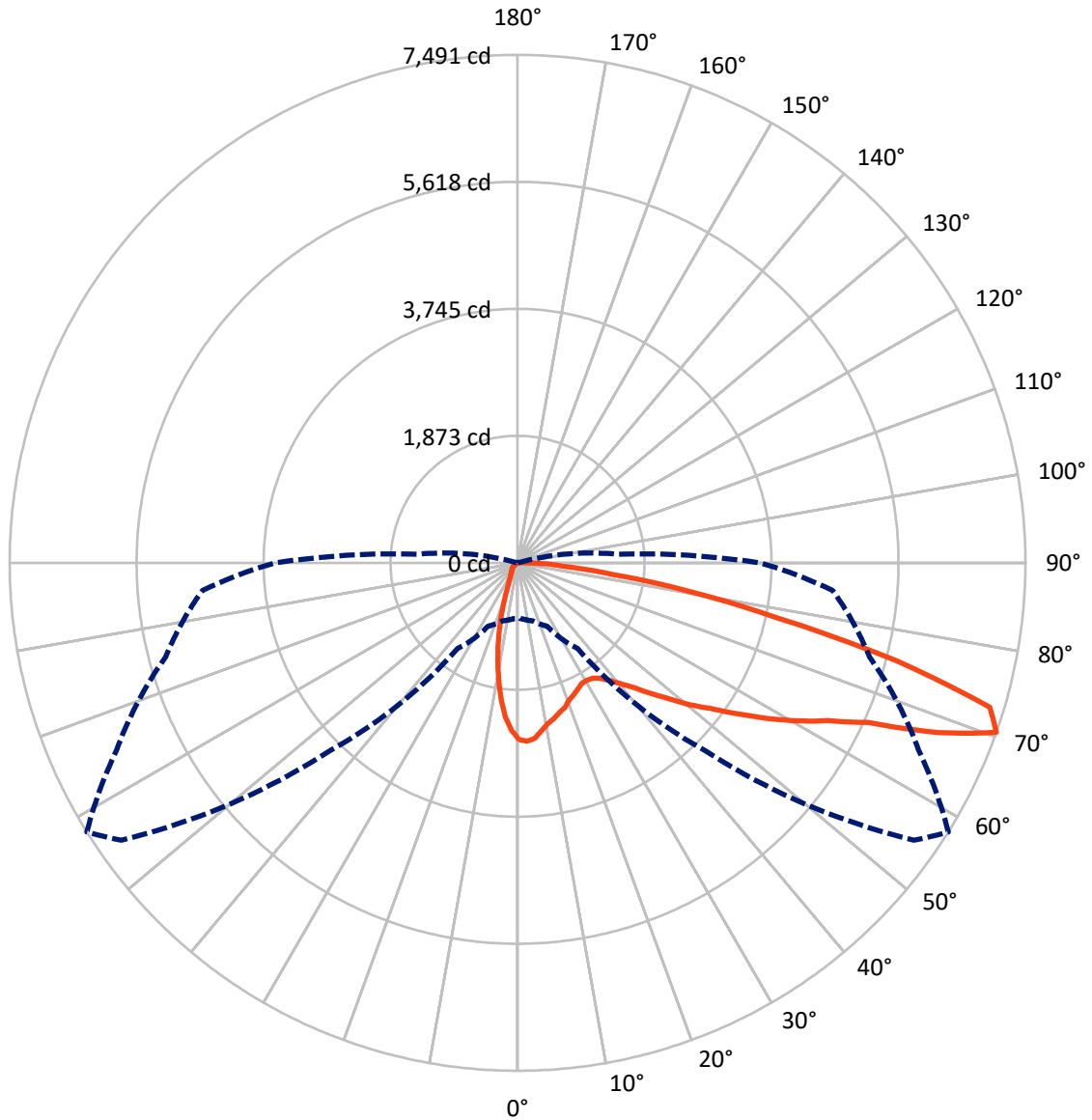
✕ Max cd
 - - - 1/2 Max cd



Based on 15 foot mounting height. Maximum calculated value = 11.6 fc
 Type III - Medium - N/A

REPORT NUMBER: P676981
CATALOG NUMBER: CCW-SA-2D-730-U-SL3-HSS

Luminous Intensity Polar Plot



— Vertical Plane Through 58-Deg Lateral - - - Horizontal Cone Through 70-Deg Vertical

REPORT NUMBER: P676981
 CATALOG NUMBER: CCW-SA-2D-730-U-SL3-HSS

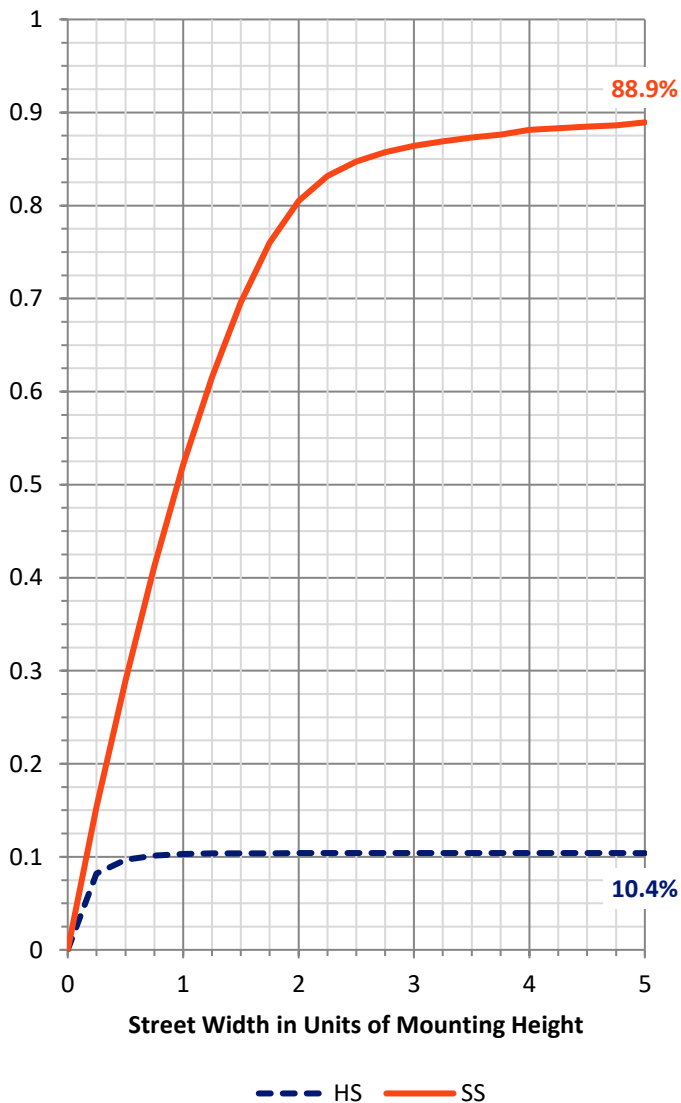
FLUX DISTRIBUTION:

		Downward	Upward	Total
House Side	Lumens	878.8	0.0	878.8
	% Fixture	10.5	0.0	10.5
Street Side	Lumens	7513.3	0.0	7513.3
	% Fixture	89.5	0.0	89.5
Total	Lumens	8392.1	0.0	8392.1
	% Fixture	100.0	0.0	100.0

Coefficient of Utilization

ZONAL LUMENS:

Zone	Lumens	% Fixture
0°-10°	212.6	2.5
10°-20°	442.5	5.3
20°-30°	592.5	7.1
30°-40°	801.0	9.5
40°-50°	1149.6	13.7
50°-60°	1694.1	20.2
60°-70°	2066.4	24.6
70°-80°	1261.9	15.0
80°-90°	171.4	2.0
90°-100°	0.0	0.0
100°-110°	0.0	0.0
110°-120°	0.0	0.0
120°-130°	0.0	0.0
130°-140°	0.0	0.0
140°-150°	0.0	0.0
150°-160°	0.0	0.0
160°-170°	0.0	0.0
170°-180°	0.0	0.0
0°-90°	8392.1	100.0
0°-180°	8392.1	100.0

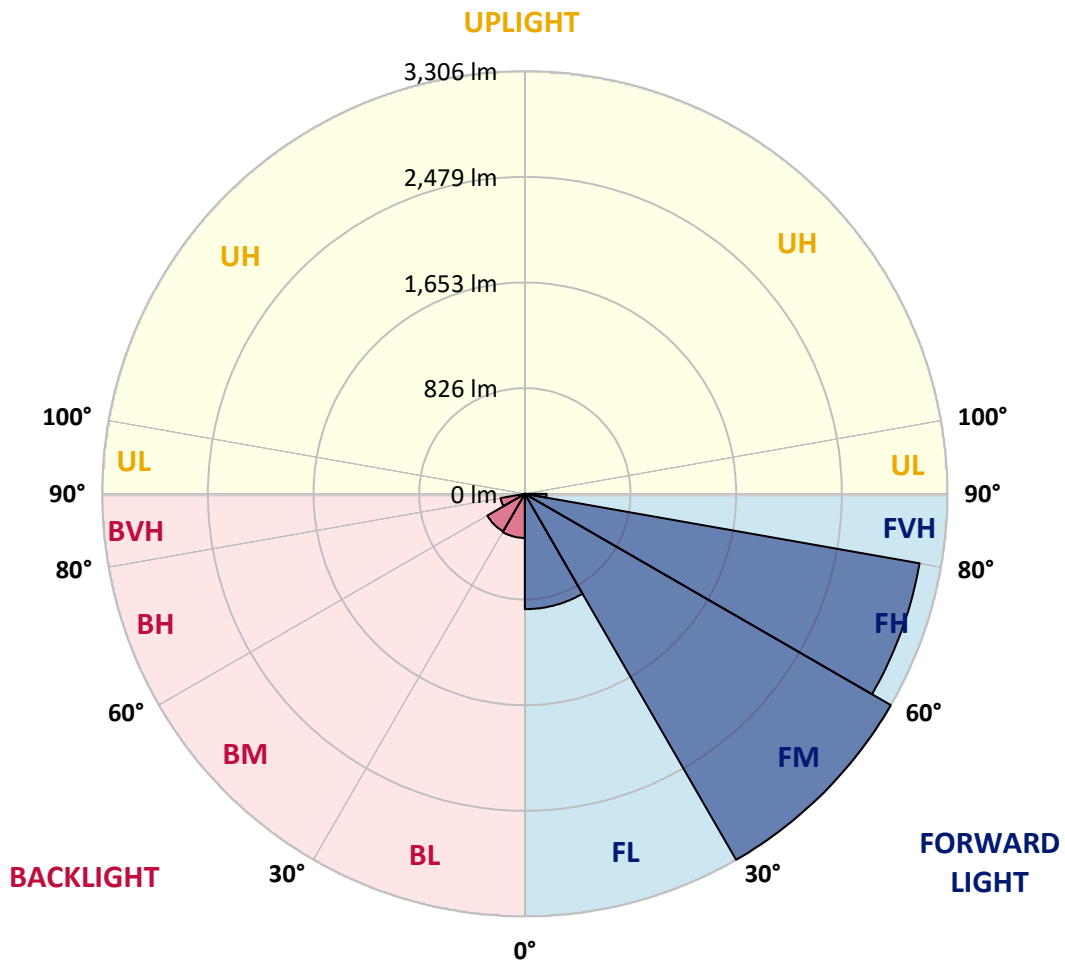


REPORT NUMBER: P676981
 CATALOG NUMBER: CCW-SA-2D-730-U-SL3-HSS

LUMINAIRE CLASSIFICATION SYSTEM LUMEN TABLE AND BUG RATING:

Zone	Lumens	% Fixture	Zone Rating/Lumen Limit		
			B	U	G
FL (0°-30°)	902.3	10.8			
FM (30°-60°)	3305.6	39.4			
FH (60°-80°)	3135.7	37.4			G2/5000
FVH (80°-90°)	169.8	2.0			G2/225
BL (0°-30°)	345.4	4.1	B1/500		
BM (30°-60°)	339.2	4.0	B1/1000		
BH (60°-80°)	192.6	2.3	B1/500		G1/500
BVH (80°-90°)	1.7	0.0			G0/10
UL (90°-100°)	0.0	0.0		U0/0	
UH (100°-180°)	0.0	0.0		U0/0	

BUG Rating: B1-U0-G2
 Type III Medium





REPORT NUMBER: P676981

CATALOG NUMBER: CCW-SA-2D-730-U-SL3-HSS

CANDELA DISTRIBUTION (FULL):

	0°	5°	15°	25°	35°	45°	55°	58°	65°	75°	85°
0°	2605.2	2605.2	2605.2	2605.2	2605.2	2605.2	2605.2	2605.2	2605.2	2605.2	2605.2
2.5°	2652.4	2662.2	2638.6	2666.2	2640.6	2652.4	2638.6	2634.7	2636.7	2638.6	2622.9
5°	2528.4	2552.0	2561.9	2546.1	2583.5	2577.6	2601.2	2603.2	2593.4	2583.5	2585.5
7.5°	2365.1	2388.7	2398.6	2408.4	2445.8	2495.0	2526.5	2506.8	2522.5	2558.0	2504.8
10°	2247.1	2241.2	2239.2	2258.9	2329.7	2371.0	2424.1	2418.2	2457.6	2491.0	2447.8
12.5°	2101.5	2089.6	2125.1	2140.8	2203.8	2276.6	2317.9	2361.2	2400.5	2436.0	2386.8
15°	1993.2	2003.1	2016.8	2050.3	2095.6	2192.0	2253.0	2294.3	2365.1	2382.8	2363.2
17.5°	1906.7	1914.5	1934.2	1951.9	2009.0	2101.5	2197.9	2247.1	2321.8	2369.1	2308.1
20°	1908.6	1885.0	1885.0	1902.7	1934.2	2044.4	2146.7	2162.5	2264.8	2345.4	2304.1
22.5°	1910.6	1902.7	1885.0	1883.0	1896.8	1975.5	2079.8	2115.2	2225.4	2319.9	2270.7
25°	1938.1	1908.6	1910.6	1883.0	1888.9	1928.3	2010.9	2064.1	2190.0	2333.6	2253.0
27.5°	1961.8	1975.5	1948.0	1936.2	1902.7	1900.8	1969.6	2014.9	2172.3	2365.1	2264.8
30°	2014.9	2024.7	2024.7	2016.8	1985.4	1940.1	1955.8	2012.9	2136.9	2359.2	2245.1
32.5°	2103.4	2085.7	2109.3	2097.5	2056.2	1985.4	1999.1	2028.7	2158.5	2434.0	2276.6
35°	2132.9	2146.7	2178.2	2152.6	2138.8	2097.5	2070.0	2091.6	2190.0	2508.8	2323.8
37.5°	2223.4	2203.8	2225.4	2282.5	2296.3	2221.5	2168.4	2199.8	2308.1	2597.3	2367.1
40°	2231.3	2247.1	2286.4	2398.6	2412.3	2380.9	2337.6	2345.4	2426.1	2711.4	2475.3
42.5°	2270.7	2288.4	2369.1	2463.5	2538.3	2544.2	2512.7	2512.7	2581.6	2894.4	2595.3
45°	2347.4	2317.9	2422.2	2581.6	2689.8	2711.4	2752.7	2742.9	2798.0	3087.2	2819.6
47.5°	2376.9	2386.8	2500.9	2693.7	2817.7	2918.0	2986.9	2988.9	3016.4	3333.2	3110.9
50°	2473.3	2471.4	2609.1	2788.2	2971.2	3154.1	3287.9	3287.9	3286.0	3573.3	3360.8
52.5°	2601.2	2597.3	2703.6	2916.1	3154.1	3384.4	3561.5	3567.4	3612.6	3868.4	3648.0
55°	2809.8	2792.1	2894.4	3051.8	3337.1	3616.5	3923.5	3925.5	3890.1	4078.9	3854.6
57.5°	2984.9	2983.0	3067.6	3219.1	3541.8	3915.6	4271.8	4324.9	4212.7	4295.4	4019.9
60°	2939.7	2965.3	3140.4	3364.7	3758.2	4289.5	4647.6	4730.2	4551.2	4443.0	4143.9
62.5°	2658.3	2717.3	2908.2	3266.3	3941.2	4832.6	5165.1	5127.7	4728.3	4568.9	4295.4
65°	1912.6	1971.6	2207.7	2744.9	3728.7	5216.3	5845.9	5676.7	5043.1	4755.8	4498.1
67.5°	1125.5	1149.1	1296.7	1751.2	2788.2	5007.7	6672.3	6686.1	5662.9	5043.1	4848.3
70°	812.6	830.3	887.4	1033.0	1544.6	3925.5	7132.7	7490.9	6522.8	5373.7	4663.3
72.5°	623.7	623.7	720.2	859.9	983.8	2351.3	6564.1	7282.3	6709.7	5056.9	3758.2
75°	448.6	460.4	564.7	739.8	907.1	1180.6	4836.5	5779.0	5686.5	4098.6	2624.9
77.5°	257.8	263.7	397.5	619.8	852.0	810.7	2988.9	3917.6	4027.8	2565.8	1137.3
80°	131.8	135.8	222.3	489.9	771.3	706.4	1782.7	2579.6	2188.0	745.7	263.7
82.5°	64.9	64.9	100.4	312.9	655.2	625.7	1048.8	1424.6	775.3	171.2	110.2
85°	21.6	23.6	45.3	177.1	474.2	377.8	641.5	676.9	259.7	64.9	61.0
87.5°	5.9	7.9	11.8	64.9	206.6	247.9	381.7	432.9	106.3	25.6	29.5
90°	0.0	0.0	0.0	0.0	0.0	0.0	0.0	0.0	0.0	0.0	0.0



REPORT NUMBER: P676981
 CATALOG NUMBER: CCW-SA-2D-730-U-SL3-HSS

CANDELA DISTRIBUTION (continued):

	90°	95°	105°	115°	125°	135°	145°	155°	165°	175°	180°
0°	2605.2	2605.2	2605.2	2605.2	2605.2	2605.2	2605.2	2605.2	2605.2	2605.2	2605.2
2.5°	2563.9	2550.1	2534.3	2495.0	2463.5	2422.2	2394.6	2373.0	2331.7	2339.5	2321.8
5°	2538.3	2512.7	2422.2	2335.6	2256.9	2136.9	2054.2	2001.1	1957.8	1914.5	1946.0
7.5°	2493.0	2432.0	2290.3	2129.0	1961.8	1804.3	1646.9	1552.5	1483.6	1420.6	1418.7
10°	2416.3	2317.9	2095.6	1885.0	1627.2	1420.6	1219.9	1062.5	960.2	885.4	883.5
12.5°	2329.7	2227.4	1948.0	1605.6	1308.5	1017.3	777.2	610.0	513.6	454.5	446.7
15°	2274.6	2125.1	1763.0	1357.7	989.7	663.1	430.9	326.6	289.2	275.5	275.5
17.5°	2203.8	2032.6	1580.0	1099.9	686.7	383.7	279.4	251.9	249.9	246.0	242.0
20°	2174.3	1961.8	1416.7	877.6	434.9	271.5	240.1	234.2	234.2	230.2	226.3
22.5°	2095.6	1859.4	1243.6	643.4	289.2	238.1	226.3	218.4	214.5	210.5	214.5
25°	2060.1	1786.6	1080.2	444.7	236.1	212.5	206.6	198.7	192.8	190.9	190.9
27.5°	2036.5	1713.8	920.9	308.9	208.6	194.8	183.0	177.1	169.2	161.3	161.3
30°	2018.8	1656.8	767.4	228.2	186.9	173.2	163.3	149.5	139.7	131.8	131.8
32.5°	1995.2	1589.9	613.9	194.8	169.2	155.4	137.7	125.9	112.2	106.3	106.3
35°	2003.1	1544.6	482.1	173.2	151.5	133.8	118.1	102.3	88.5	82.6	80.7
37.5°	2018.8	1511.2	366.0	155.4	135.8	116.1	98.4	80.7	72.8	64.9	64.9
40°	2085.7	1501.3	269.6	143.6	124.0	102.3	82.6	66.9	59.0	53.1	51.2
42.5°	2197.9	1515.1	208.6	129.9	112.2	86.6	68.9	55.1	47.2	41.3	39.4
45°	2341.5	1568.2	171.2	122.0	98.4	72.8	55.1	45.3	35.4	31.5	31.5
47.5°	2550.1	1650.9	149.5	112.2	86.6	61.0	47.2	35.4	27.5	23.6	23.6
50°	2786.2	1745.3	131.8	100.4	74.8	51.2	37.4	27.5	19.7	17.7	17.7
52.5°	3022.3	1865.3	122.0	92.5	64.9	41.3	29.5	19.7	13.8	11.8	11.8
55°	3270.2	1971.6	110.2	86.6	53.1	33.5	21.6	11.8	7.9	5.9	5.9
57.5°	3443.4	2012.9	96.4	74.8	41.3	25.6	15.7	7.9	3.9	2.0	2.0
60°	3567.4	2018.8	82.6	61.0	31.5	19.7	9.8	3.9	2.0	0.0	0.0
62.5°	3671.6	2030.6	70.8	47.2	23.6	13.8	5.9	2.0	0.0	0.0	0.0
65°	3878.2	2020.8	57.1	37.4	15.7	7.9	3.9	0.0	0.0	0.0	0.0
67.5°	4041.6	1922.4	45.3	25.6	9.8	3.9	2.0	0.0	0.0	0.0	0.0
70°	3575.2	1465.9	35.4	17.7	5.9	2.0	0.0	0.0	0.0	0.0	0.0
72.5°	2807.8	977.9	23.6	9.8	3.9	2.0	0.0	0.0	0.0	0.0	0.0
75°	1841.7	486.0	17.7	5.9	2.0	0.0	0.0	0.0	0.0	0.0	0.0
77.5°	716.2	127.9	11.8	3.9	0.0	0.0	0.0	0.0	0.0	0.0	0.0
80°	173.2	43.3	5.9	2.0	0.0	0.0	0.0	0.0	0.0	0.0	0.0
82.5°	74.8	15.7	3.9	2.0	0.0	0.0	0.0	0.0	0.0	0.0	0.0
85°	45.3	7.9	2.0	0.0	0.0	0.0	0.0	0.0	0.0	0.0	0.0
87.5°	23.6	3.9	2.0	2.0	0.0	0.0	0.0	0.0	0.0	0.0	0.0
90°	0.0	0.0	0.0	0.0	0.0	0.0	0.0	0.0	0.0	0.0	0.0

(END OF REPORT)